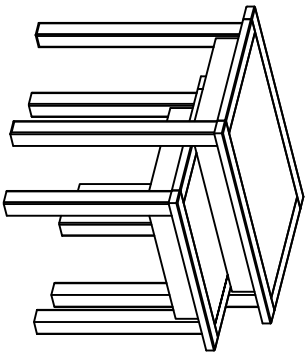
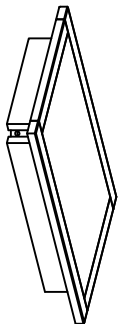



ASSEMBLY INSTRUCTION NEST OF TABLE



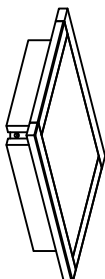
(A) - BIG TABLE TOP 1X




(B) - LONG LEG 4X



(C) - SMALL TABLE TOP 1X



(D) - SHORT LEG 4X



No	Name of Hardware	Fig	Q.ty
(1)	Bolt M6 x 60		16
(2)	Washer Ø7/Ø15 x 1		16
(3)	Spring Washer M6		16
(4)	Allen Key		1

