



Cover 1:
Rich Mink

Cover 2:
Sweetie Rust



Dark Wood Feet

Denver Collection

Colours represented are to be used as a guide only.
Please refer to manufacturers swatch for a more accurate colour match.

Please note that colour shadings can vary slightly from each roll of fabric.
We cannot guarantee a precise match to these samples or between cut lengths and upholstered goods.

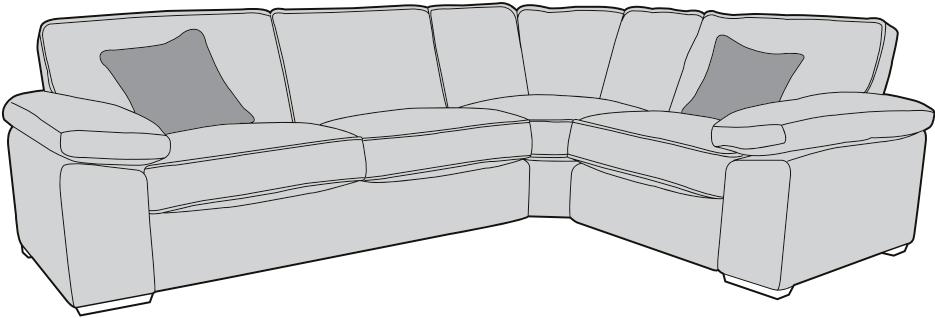
Extra Flex[®]
Soft, Supportive Seating

19/07/2018

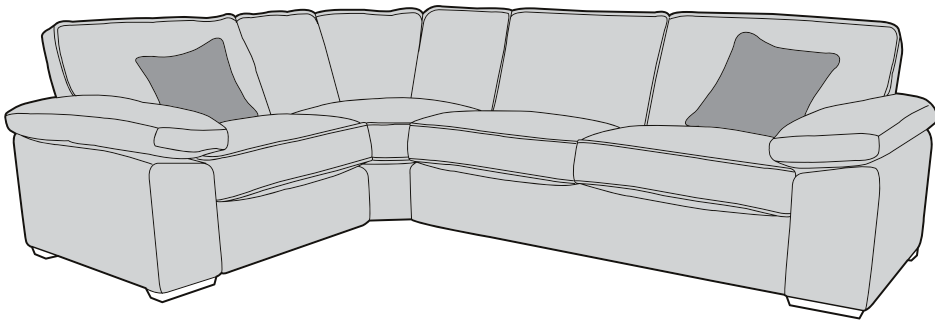
DENVER COVER GUIDE - STANDARD BACK ONLY

Please use this guide when ordering the following pieces to clarify cover options.

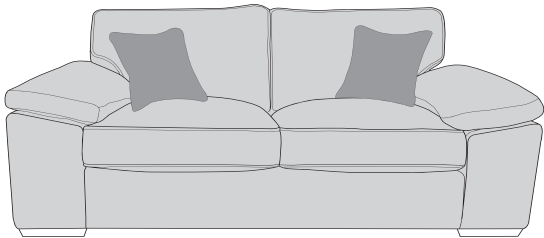
3 Piece Corner: L2,CO,R1



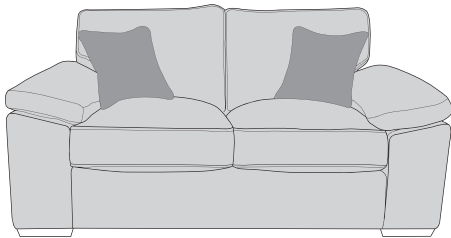
3 Piece Corner: L1,CO,R2



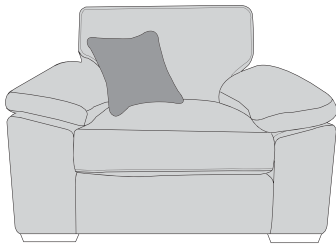
3 Seater Sofa



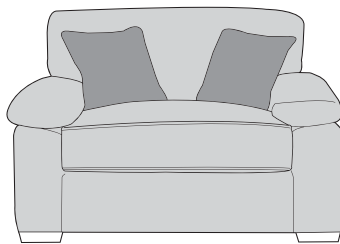
2 Seater Sofa



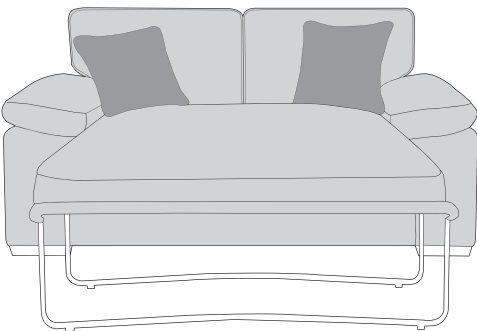
Arm Chair



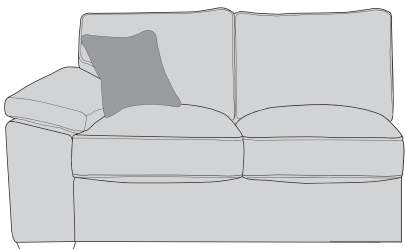
Love Chair




Sofa Bed Options
(1S, 1D, 2S, 2D, 3S, 3D)




L2 Unit



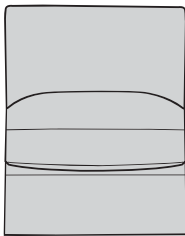
L1 Unit



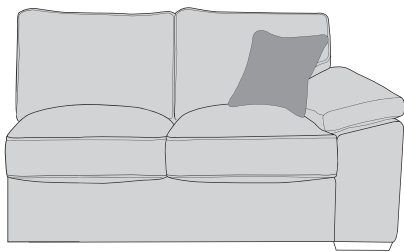
CO: Corner Unit



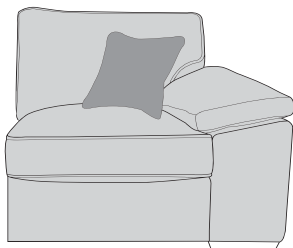
AU: Armless Unit



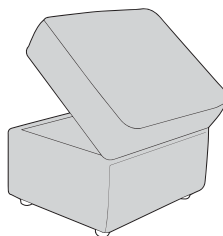
R2 Unit



R1 Unit



Storage Footstool

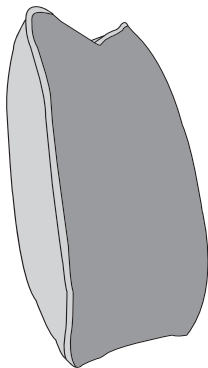


COVER 1



COVER 2

Scatter Cushions



Front = Cover 2
Piping = Cover 1
Back = Cover 1

Foot Options

Beech (Light)



Mid oak



Brown (dark)



Wood is a natural product and will vary in shade/colour from item to item. Feet may require fitting.

DENVER DIMENSIONS (CM)

	HEIGHT 1	WIDTH 2	DEPTH 3	SEAT HEIGHT 4	SEAT DEPTH (STD) 5	SEAT WIDTH 6	ACCESS DIAGONAL 7	WEIGHT (KG)	SCATTER CUSHIONS
AVAILABLE PIECES									
3 SEATER SOFA	96	212	97	55	58	147	227	62	2
2 SEATER SOFA	96	184	97	55	58	115	206	58	2
ARM CHAIR	96	107	97	55	58	55	137	39.5	1
LOVE CHAIR	96	145	97	55	58	76	170	51	2
L2/R2 UNIT	96	192	97	55	58	144	208	53.5	1
CO - CORNER UNIT	96	106	97	55	58	65	149	33.5	N/A
L1/R1 UNIT	96	106	97	55	58	69	139	37.5	1
AU - ARMLESS UNIT	96	80	97	55	58	80	122	23	N/A
STORAGE FOOTSTOOL	45	63	50	N/A	N/A	N/A	75	12.5	N/A
3 PIECE CORNER L2/CO/R1	96	298	212	55	58	211 + 134	N/A	124.5	2
3 PIECE CORNER L1/CO/R2									
3 PIECE CORNER L2/CO/R2	96	298	298	55	58	211 + 211	N/A	140.5	2
3 PIECE CORNER R2/CO/L2									
SOFA BEDS - STD BACK ONLY									
1S (80CM SOFA BED) STANDARD	96	135	97	64	58	78	159	63	2
1D (80CM SOFA BED) DELUXE	96	135	97	64	58	78	159	82.5	2
2S (120CM SOFA BED) STANDARD	96	185	97	64	58	115	206	76	2
2D (120CM SOFA BED) DELUXE	96	185	97	64	58	115	206	95.5	2
3S (140CM SOFA BED) STANDARD	96	206	97	64	58	139	226	87	2
3D (140CM SOFA BED) DELUXE	96	206	97	64	58	139	226	100	2
OPEN DEPTH OF SOFA BEDS 226CM									
SCATTER CUSHIONS	SCATTER CUSHIONS: FRONT = COVER 2. BACK + PIPING = COVER 1								

- * Hardwood & composite board frame.

* Dowelled, screwed, glued & stapled joinery.
- * Light & Dark Wood foot options.

* Available with standard back option.
- * ExtraFlex high comfort seat cushions.

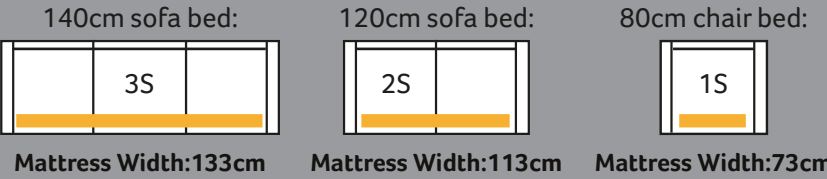
* Fibre filled backs for added comfort.

SOFABEDS: 2 SLEEP OPTIONS

STANDARD ACTION & FOAM MATTRESS

A three fold metal action with a sprung ‘polyprop’base. Complemented by a high performance foam mattress. For occasional use only.

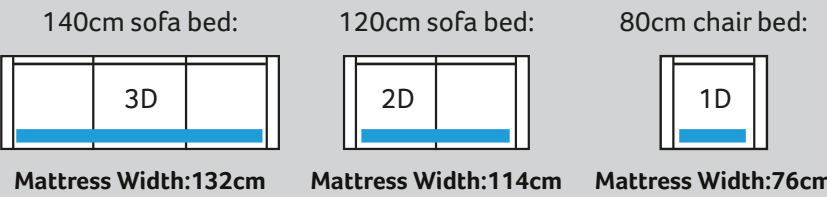
Mattress Thickness: 6cm
Mattress Length: 185cm



DELUXE ACTION & SPRUNG MATTRESS

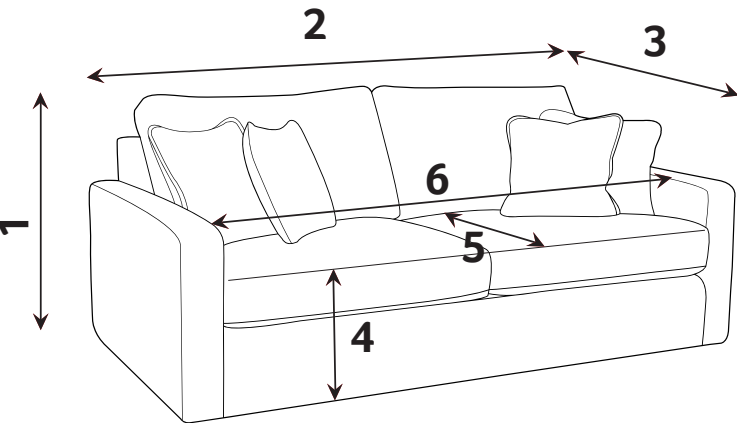
A two fold metal action with beech slats. Complemented by a deluxe sprung mattress. For everyday use.

Mattress thickness: 11.5cm
Mattress Length: 183cm

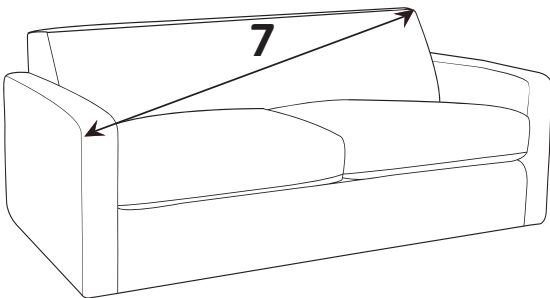


Sofa beds available as standard back only

DIMENSION GUIDE



Check the diagonal access dimension to ensure furniture will fit in your home.



- 1 - HEIGHT

2 - WIDTH
- 3 - DEPTH

4 - SEAT HEIGHT
- 5 - SEAT DEPTH (STD & PILLOW)

6 - SEAT WIDTH
- 7 - DIAGONAL ACCESS

Illustrations used for reference only.

Extra Flex®

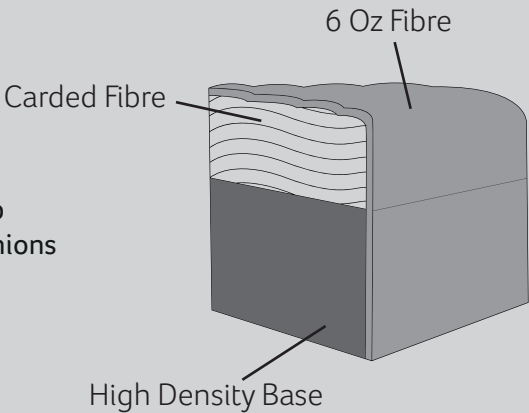
A high density foam base seat interior with a hand-rolled carded fibre, channelled topper which provides both softness and support.

CARE GUIDE

Extraflex seat cushions should be **plumped up on a regular basis** to help maintain the aesthetical appeal of your upholstery, the plumping of cushions is essential to help retain the comfort and softness of any piece of upholstered furniture.

To improve the longevity of your hand-made furniture, we recommend rotating cushions (where applicable).

For further information on maintaining your furniture please refer to the care guide located under the seat platform.



Please note : All dimensions are approximate. Allow tolerance of +/- 2.5cm.

