



Blinx Swivel Chair

Fabric 1:  
Ramsay pebble

Fabric 2:  
Natty gold

Fabric 3:  
Natty diamond gold

Dark wood feet

# Fantasia Collection

Colours represented are to be used as a guide only.  
Please refer to manufacturers swatch for a more accurate colour match. 19/12/2016

Please note that colour shadings can vary slightly from each roll of fabric.  
We cannot guarantee a precise match to these samples or between cut lengths and upholstered goods.

**Extra Flex<sup>®</sup>**

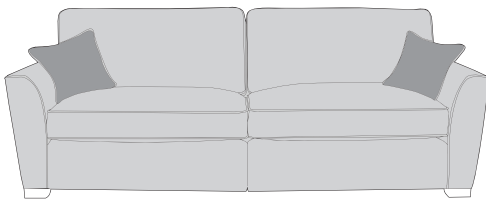


# FANTASIA COVER GUIDE - PILLOW BACK & STANDARD BACK

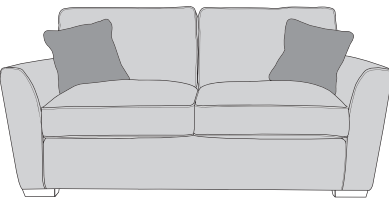
Please use this guide when ordering the following pieces to clarify cover options.

## STANDARD BACK

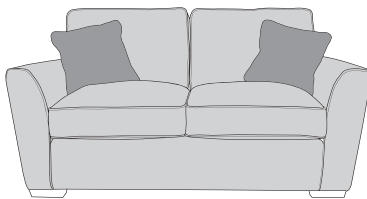
4 Seater modular sofa



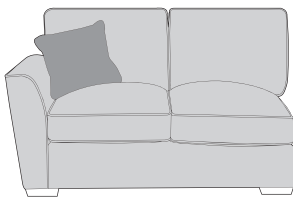
3 Seater sofa




2 Seater sofa




L2/R2  
Available in standard sofa bed action (L2S/R2S)




LFC/RFC




L2, RFC, P Group




P, LFC, R2 Group



L2S, RFC, P Group

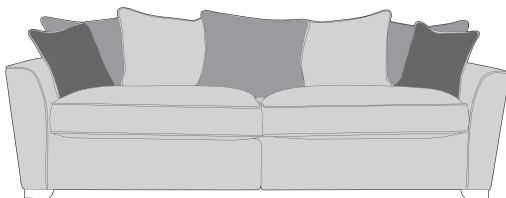


P, LFC, R2S Group

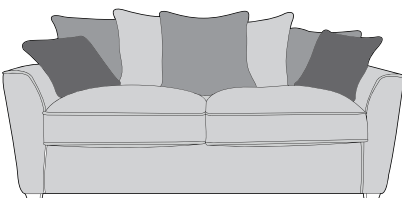


## PILLOW BACK

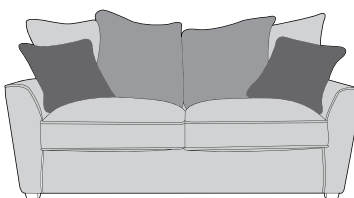
4 Seater modular sofa



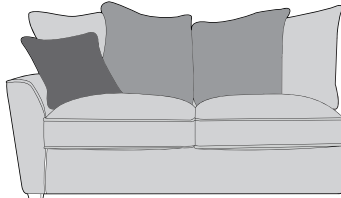
3 Seater sofa



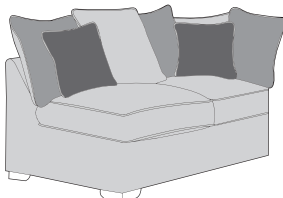
2 Seater sofa



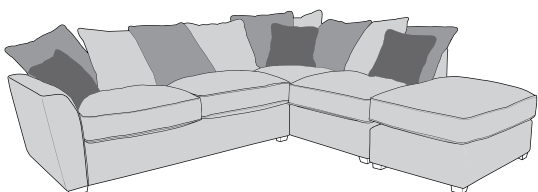
L2/R2



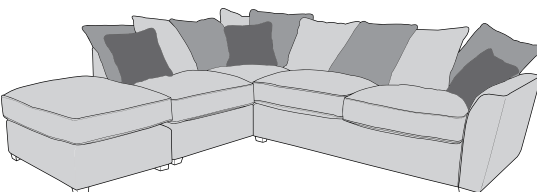
LFC/RFC



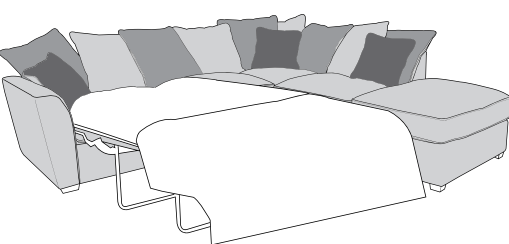
L2, RFC, P Group



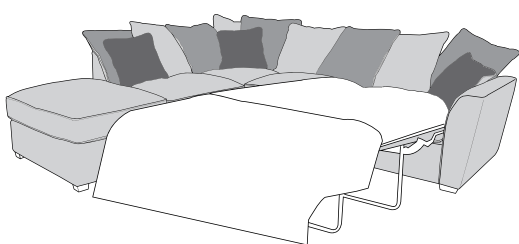
P, LFC, R2 Group



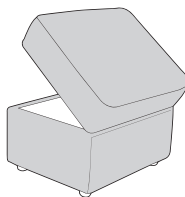
L2S, RFC, P Group



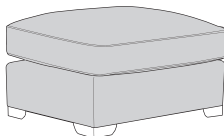
P, LFC, R2S Group




Storage Footstool (F)



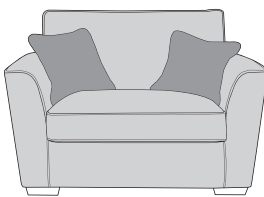
Large Footstool (P)




Sofa Bed Options  
Available in standard back only



Love chair

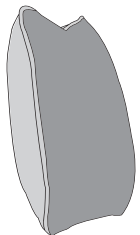


Arm chair



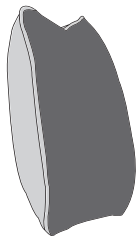
- COVER 1
- COVER 2
- COVER 3

### Standard Back Scatter Cushions



Front = Cover 2  
Piping = Cover1  
Back = Cover1

### Pillow Back Scatter Cushions



Front = Cover 3  
Piping = Cover1  
Back = Cover1

British Furniture Manufacturers

ACID  
ANTI COPYING IN DESIGN

FANTASIA DIMENSIONS (CM)

AVAILABLE PIECES	HEIGHT 1	WIDTH 2	DEPTH 3	SEAT HEIGHT 4	SEAT DEPTH (STD) 5	SEAT DEPTH (PILLOW) 5	SEAT WIDTH 6	ACCESS DIAGONAL 7	WEIGHT (KG)	PILLOW BACK NUMBER	SCATTER CUSHIONS
3 SEATER SOFA	97	205	98	56	55	58	161	223	56	5 (x3 cover 2/x2 cover 1)	2
2 SEATER SOFA	97	178	98	56	55	58	133	198	49	4 (x2 cover 2/x2 cover 1)	2
ARM CHAIR	97	105	98	56	55	N/A	60	142	34.5	N/A	1
LOVE CHAIR	97	136	98	56	55	N/A	90	161	44	N/A	2
L2/R2 UNIT	97	183	98	56	55	58	164	207	49	4 (x2 cover 2/x2 cover 1)	1
LFC/RFC UNIT	97	178	98	56	55	58	133	198	53	5 (x3 cover 2/x2 cover 1)	2
LFS UNIT/ RFS UNIT (4M)	97	128	98	56	55	58	108	156	36	(See 4 seater modular sofa)	1 per piece
LARGE FOOTSTOOL (P)	56	98	70	56	55	58	70	115	18	N/A	N/A
STORAGE FOOTSTOOL (F)	45	63	50	N/A	N/A	N/A	N/A	75	12.5	N/A	N/A
L2S/R2S - STD SOFA BED ACTION	97	156	98	56	55	58	130	180	57	4 (x2 cover 2/x2 cover 1)	1
4 SEATER MODULAR SOFA	97	256	98	56	55	58	216	270	72	5 (x3 cover 2/x2 cover 1)	2
L2, RFC, P GROUP P, LFC, R2 GROUP	97	281	248	56	55	58	218+133+70	N/A	120	9 (x5 cover 2/x4 cover 1)	3
L2S, RFC, P GROUP P, LFC, R2S GROUP	97	254	248	56	55	58	191+133+70	N/A	128	9 (x5 cover 2/x4 cover 1)	3
SOFA BEDS - STD BACK ONLY											
1S (80CM SOFA BED) STANDARD	97	136	98	56	55	N/A	148	167	56	N/A	2
1D (80CM SOFA BED) DELUXE	97	136	98	56	55	N/A	148	167	67	N/A	2
2S (120CM SOFA BED) STANDARD	97	174	98	56	55	N/A	130	197	67	N/A	2
2D (120CM SOFA BED) DELUXE	97	174	98	56	55	N/A	130	197	85	N/A	2
3S (140CM SOFA BED) STANDARD	97	194	98	56	55	N/A	91	215	71	N/A	2
3S (140CM SOFA BED) DELUXE	97	194	98	56	55	N/A	91	215	92.5	N/A	2
OPEN DEPTH OF SOFA BEDS 226CM											
SCATTER CUSHIONS	SCATTER CUSHIONS ON STANDARD BACK MODELS: FRONT = COVER 2. BACK + PIPING = COVER 1 SCATTER CUSHIONS ON PILLOW BACK MODELS: FRONT = COVER 3. BACK + PIPING =COVER 1										

- \* Available with **Pillow** or **Standard** back cushions.

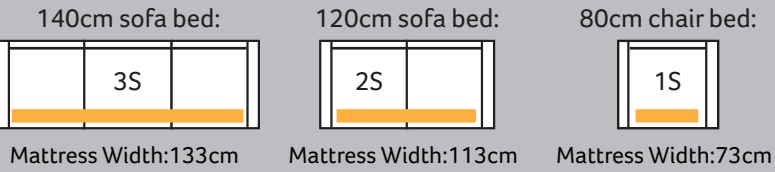
\* Hardwood & composite board frame.
- \* Fibre filled backs for added comfort.

\* Reversible pillow back cushions for durability and comfort.
- \* Dowelled, screwed, glued & stapled joinery.

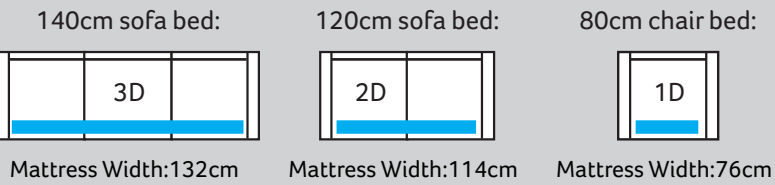
\* Scatter cushions included.

SOFABEDS: 2 SLEEP OPTIONS

**STANDARD ACTION & FOAM MATTRESS**  
A three fold metal action with a sprung 'polyprop' base. Complemented by a high performance foam mattress. For occasional use only.  
**Mattress Thickness: 6cm**  
**Mattress Length: 185cm**

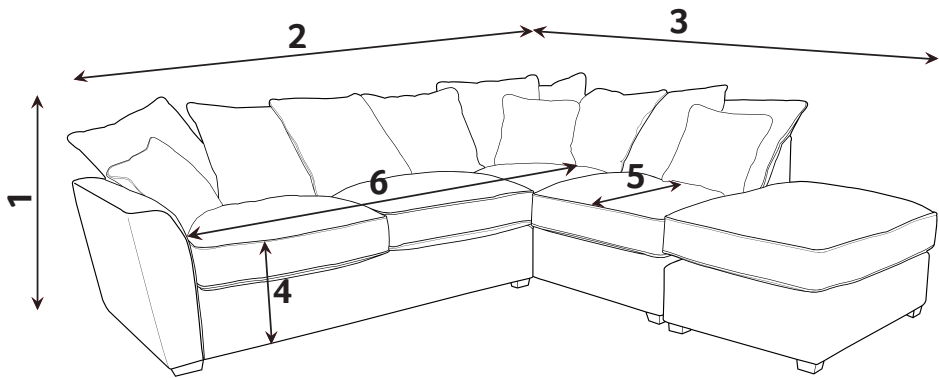


**DELUXE ACTION & SPRUNG MATTRESS**  
A two fold metal action with beech slats. Complemented by a deluxe sprung mattress. For everyday use.  
**Mattress thickness: 11.5cm**  
**Mattress Length: 183cm**



Sofa beds available as standard back only

DIMENSION GUIDE

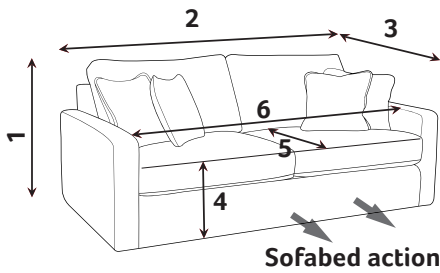


- 1 - HEIGHT

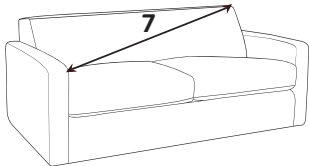
2 - WIDTH
- 3 - DEPTH

4 - SEAT HEIGHT
- 5 - SEAT DEPTH (STD & PILLOW)

6 - SEAT WIDTH
- 7 - DIAGONAL ACCESS

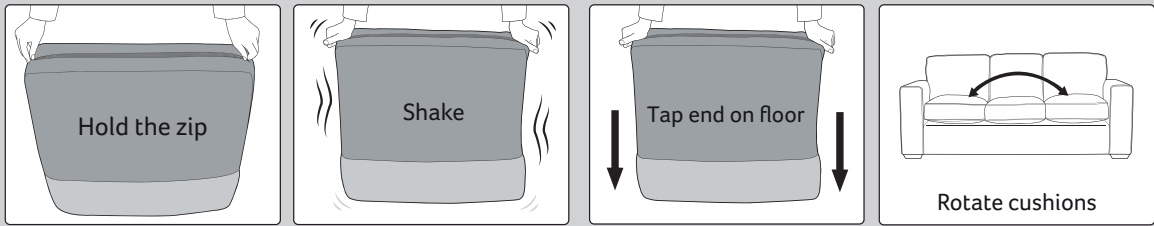


Check the diagonal access dimension to ensure furniture will fit in your home.




Illustrations used for reference only.

EXTRAFLEX CARE GUIDE



Extraflex Seat Cushions should be **plumped up on a regular basis** to help maintain the aesthetic appeal of your upholstery, the plumping of cushions is essential to help retain the comfort and softness of any piece of upholstered furniture. Rotate the position of the seat cushions wherever possible to balance out cover and interior wear.

For further information on maintaining your furniture please refer to the care guide located under the seat platform.



FOOT OPTIONS:

Wood is a natural product and will vary in shade/colour from item to item. Feet may require fitting. 9/12/2016

Please note : All dimensions are approximate. Allow tolerance of +/- 2.5cm. Weight limits per seat: tested according with BS EN 12520:2010 & BS EN 1022:2005 for general domestic use which are based on persons weighing up to a maximum of 110kg.



# SWIVEL CHAIR COVER GUIDE

Please use this guide when ordering the following swivel chairs to clarify cover options.

**THE REVERSE OF LARGE BACK CUSHIONS, SCATTER CUSHIONS + PIPING = COVER 1.**  
**SEAT CUSHIONS ARE ALL SELF-PIPED.**

### LUMAN

H: 89cm W: 112cm D: 112cm  
ExtraFlex Seat Interior

Scatter Cushions

### PARIS

H: 89cm W: 131cm D: 124cm  
Foam Seat Interior

Scatter Cushions

### MONIQUE

H: 89cm W: 112cm D: 112cm  
ExtraFlex Seat Interior

Scatter Cushions

### BLINX

H: 89cm W: 107cm D: 116cm  
Scatter cushions not included  
Foam Seat Interior

### D-FOOTSTOOL

H:46cm W: 94cm D:64cm

D-Foostool available with each swivel chair.